

Innocademy Allegan Academy

Public Act 48 Plan

End of Year Goal Reporting

June, 2022

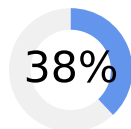


Goal: The median Student Conditional Growth Percentile for students in grades K-8th will be at or above the 50th percentile on NWEA’s Measure of Academic Progress for fall-to-winter and fall-to-spring testing periods indicating a minimum of average growth.

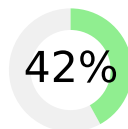
Mathematics

Grade	Fall Norm Target	Fall Median	Spring Norm Target	Spring Median	SCGP
K	139.56	138	157.11	153	26.5
1	160.05	<10 students	176.4	<10 students	<10 students
2	175.04	168.5	189.42	<10 students	<10 students
3	188.48	181.5	201.08	189.5	44.5
4	199.55	200	210.51	<10 students	<10 students
5	209.13	<10 students	218.75	<10 students	<10 students
6	214.75	<10 students	222.88	<10 students	<10 students
7	220.21	207.5	226.73	<10 students	<10 students
8	224.92	<10 students	230.3	<10 students	<10 students

% Meeting Achievement Target



% Meeting Growth Target



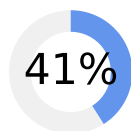
Median SCGP



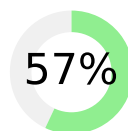
Reading

Grade	Fall Norm Target	Fall Median	Spring Norm Target	Spring Median	SCGP
K	136.65	137.5	153.09	147	23.5
1	155.93	<10 students	171.4	<10 students	<10 students
2	172.35	159.5	185.57	<10 students	<10 students
3	186.62	170.5	197.12	192	83.5
4	196.67	202.5	204.83	<10 students	<10 students
5	204.48	<10 students	210.93	<10 students	<10 students
6	210.17	<10 students	215.36	<10 students	<10 students
7	214.2	210	218.36	<10 students	<10 students
8	218.01	<10 students	221.66	<10 students	<10 students

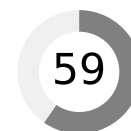
% Meeting Achievement Target



% Meeting Growth Target



Median SCGP



Subgroup Results

	Spring SCGP	
	Math	Reading
All Students	44	59
Econ. Disadvantaged	44	59
Special Education	75	74.5
English Learner	<10 students	<10 students
Female	31	68.5
Male	47.5	43
African-American or Black	<10 students	<10 students
American Indian or Alaska Native	N/A	N/A
Asian	N/A	N/A
Hispanic or Latino	27	65
Multi Racial	<10 students	<10 students
Native Hawaiian or Other Pacific Islander	N/A	N/A
White	46.5	59
Virtual	N/A	N/A
In-Person	44	59

It is important to note that the fall and winter norm targets in this report are taken from NWEA's 2020 Norm Study. This study was completed prior to the COVID-19 pandemic. The pandemic has and continues to impact student instructional time, alter the type of instruction (virtual/remote or in person), and widen the disparity gap. If a norm study was conducted during a pandemic, it would likely yield different targets.