

Innocademy Allegan Academy

Extended COVID-19 Learning Plan

Mid-Year Goal Reporting

Date: February 1, 2021

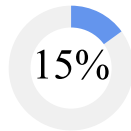


Goal: The median Student Conditional Growth Percentile for students in grades K-8th will be at or above the 50th percentile on NWEA's Measure of Academic Progress for fall-to-winter and fall-to-spring testing periods indicating a minimum of average growth.

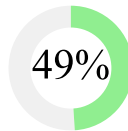
Mathematics

Grade	Fall Norm Target	Fall Median	Winter Norm Target	Winter Median	SCGP
2	175.04	<10 students	184.07	<10 students	<10 students
3	188.48	184	196.23	191.5	37.5
4	199.55	<10 students	206.05	<10 students	<10 students
5	209.13	<10 students	214.7	<10 students	<10 students
6	214.75	205.5	219.56	207.5	56.5
7	220.21	<10 students	224.04	<10 students	<10 students
8	224.92	<10 students	228.12	<10 students	<10 students

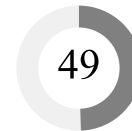
% Meeting Achievement Target



% Meeting Growth Target



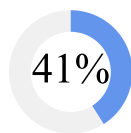
Median SCGP



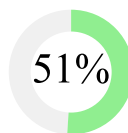
Reading

Grade	Fall Norm Target	Fall Median	Winter Norm Target	Winter Median	SCGP
2	172.35	<10 students	181.2	<10 students	<10 students
3	186.62	185	193.9	195.5	43
4	196.67	<10 students	202.5	<10 students	<10 students
5	204.48	<10 students	209.12	<10 students	<10 students
6	210.17	199	213.81	204	51.5
7	214.2	<10 students	217.09	<10 students	<10 students
8	218.01	<10 students	220.52	<10 students	<10 students

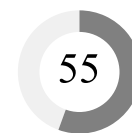
% Meeting Achievement Target



% Meeting Growth Target



Median SCGP



Subgroup Results

	Winter SCGP	
	Math	Reading
All Students	49	55
Econ. Disadvantaged	49	55
Special Education	<10 students	<10 students
English Learner	N/A	N/A
Female	60.5	60
Male	43	48
African-American or Black	<10 students	<10 students
American Indian or Alaska Native	N/A	N/A
Asian	N/A	N/A
Hispanic or Latino	90	50
Multi Racial	<10 students	<10 students
Native Hawaiian or Other Pacific Islander	N/A	N/A
White	49	59

It is important to note that the fall and winter norm targets in this report are taken from NWEA's 2020 Norm Study. This study was completed prior to the COVID-19 pandemic. The pandemic has and continues to impact student instructional time, alter the type of instruction (virtual/remote or in person), and widen the disparity gap. If a norm study was conducted during a pandemic, it would likely yield different targets.

**Innocademy Allegan Campus
 Extended COVID-19 Learning Plan
 Mid-Year Goal Reporting
 Date: February 1, 2021**

ECOLP GOAL: *The percent of K-1st students demonstrating proficiency (Meets or Exceeds) on the NWEA Reading Fluency assessment (either Foundations or Oral Fluency) will increase in the fall-to-winter and winter-to-spring testing periods.*

The number of students testing in the Winter varies from the Fall as this test is adaptive. The list of tests below are in order of difficulty and reading readiness.

Reading - Kindergarten & 1st Grade

Oral Reading Rate

Grade	%Exceeds		% Meets		% Proficiency	
	Fall	Winter	Fall	Winter	Fall	Winter
K	0.0	0.0	0.0	0.0	0.0	0.0
1	0.0	100.0	0.0	0.0	0.0	100.0

Phonological Awareness

Grade	% Exceeds		% Meets		% Proficiency	
	Fall	Winter	Fall	Winter	Fall	Winter
K	85.7	57.1	0.0	26.6	85.7	83.7
1	33.3	0.0	0.0	28.6	33.3	28.6

Phonics/Word Recognition

Grade	% Exceeds		% Meets		% Proficiency	
	Fall	Winter	Fall	Winter	Fall	Winter
K	42.9	28.6	28.6	26.6	71.5	55.2
1	16.7	0.0	16.7	14.3	33.4	14.3

Listening Comprehension

Grade	Exceeds		Meets		% Proficiency	
	Fall	Winter	Fall	Winter	Fall	Winter
K	42.9	57.1	28.6	28.6	71.5	85.7
1	0.0	0.0	50.0	71.4	50.0	71.4

Picture Vocabulary

Grade	% Exceeds		% Meets		% Proficiency	
	Fall	Winter	Fall	Winter	Fall	Winter
K	57.1	71.4	28.6	14.3	85.7	85.7
1	0.0	0.0	83.3	57.1	83.3	57.1

Sentence Reading Fluency

Grade	% Exceeds		% Meets		% Proficiency	
	Fall	Winter	Fall	Winter	Fall	Winter
K	NA	NA	NA	NA	NA	NA
1	0.0	14.3	16.7	0.0	16.7	14.3

Math - Kindergarten & 1st Grade

ECOLP GOAL: All students (K-8) will improve performance in Mathematics from Fall to Spring as measured by NWEA for (2nd-8th) and Delta Math (K-1st). Please see LSSU Mid-Year Goal Reporting for the 2nd-8th grade NWEA information.

Count Up to 20 Objects: K.C.C.5

Grade	% Met Benchmark	
	Fall	Winter
K	71.4	71.4
1	100	100

Compare Numbers to 10: K.C.C.7

Grade	% Met Benchmark	
	Fall	Winter
K	85.7	85.7
1	100	87.5

Name Numbers 11 to 19 using 10 ones and some more ones: K.NBT.1

Grade	% Met Benchmark	
	Fall	Winter
K	28.6	14.3
1	75	75

Find Numbers that Add to Make 10: K.OA.4

Grade	% Met Benchmark	
	Fall	Winter
K	14.3	0.0
1	25	75

Add Numbers to 5: K.OA.5a

Grade	% Met Benchmark	
	Fall	Winter
K	14.3	0.0
1	25	62.5

Subtract Numbers within 5: K.OA.5b

Grade	% Met Benchmark	
	Fall	Winter
K	0.0	0.0
1	12.5	25

Students attending the Virtual Academy of Allegan County returned to in-person learning on January 19 for the second semester. Therefore, the number of students testing on NWEA MAPS Growth varies from Fall to Winter, as does the elimination of the VAAC goal.